



shutterstock.com • 493316086

Group Scottish Terrier-- 4/27/20

Hi Parents and Kids,

Thanks for letting me know how the lessons are going. Please feel free to tell me if you are too busy and can't keep up. It's a pandemic! Life is crazy right now! We totally understand. To those who are finding ways to keep up, congratulations! Please let me know if the speed of the lessons is too slow or fast for you.

These lessons work best when they are slightly challenging but not overwhelming.

Are you participating in our Banks Reading Challenge? I heard that there is a secret surprise coming! I think it might involve eggs...and Mrs. Salter...

See Mrs. Gregg's video on your general education teacher's google classroom page.

Lots of Love and Aloha! Mrs.Oliva



Wilson 1.1-1.2 pg 10-11

Time: 10-15 minutes (Parents' choice-can be longer or shorter)

Directions:

Day 1: Read page 10, spell "rush, rash, sub, rut, sun"

Day 2: Read page 11, spell "gash, dog, bog, bag, rag"

Day 3: On the flashcard paper provided, kids make flashcards for the words below. Or for fun, kids can write them on the sidewalk in chalk or on the mirror in steam...or whatever you'd like.

rad, rod, rid, nit, not, Nat, on, had, at, is, the, rat

Day 4: Dictate the following sentences to your child and have them write them down. "The dog got fat on fish." "I hit the bug." Practice reading page 10 if there is time.

Day 5: Practice the flashcards and read the sentences on bottom of pages 10 and 11. Then text Mrs. Oliva! (808) 269-2538 or anno@banks.k12.or.us

u

lug

mug

rut

mutt

rush

sun

run

mud

sub

mud

mug

map

sun

sub

sat

rush

run

rash

Sid is in a rush.

Rob sat in the sun.

Matt had a sip from the mug.

b, d, g, p, t (initial)

pig

pit

pat

tap

tag

top

dog

dot

dig

bag

bat

bit

gap

gash

got

big



dug







bug

The dog had a dish of fish.

The bug is in the pot.

Pat had a pig in the pit.





Tap on if needed

GO

STOP

Mead.



Group Mastiff Multiple syllables 4/27/20

Hi Parents and Kids,

Thanks for letting me know how the lessons are going. Please feel free to tell me if you are too busy and can't keep up. It's a pandemic! Life is crazy right now! We totally understand. To those who are finding ways to keep up, congratulations! Please let me know if the speed of the lessons is too slow or fast for you.

These lessons work best when they are slightly challenging but not overwhelming.

Are you participating in our Banks Reading Challenge? I heard that there is a secret surprise coming! I think it might involve eggs...and Mrs. Salter...

See Mrs. Gregg's video on your general education teacher's google classroom page.

Lots of Love and Aloha! Mrs. Oliva



Wilson 5.4 Time 15 minutes per lesson (Parents' choice)

Day 1: Read top of pg 47. Then practice spelling the following words and sentence "incubate, monotone," "Don't patronize me!" Read all sentences pg 52. Read Story pg 58.

Day 2: Read bottom of pg. 47. Then practice spelling the following words and sentence "speculate, kilogram" "This skyline balcony is fantastic!" Read sentences pg 53. Read top story pg. 57

Day 3: Read top of pg. 48. Then practice spelling the following words and sentence "agony, replenish" "Do not confiscate my Pokemon cards." Read sentences pg 54. Read bottom story on pg 57.

Day 4: Read bottom of pg. 48. Then practice spelling the following words and sentence "comedy, execute" "Airbags are explosive." Read sentences pg. 55. Read bottom story on pg 56.

Day 5: Read all of page 47 or 48 (you choose). Then either choose 2 words and a sentence you want to practice or practice spelling the following- "exclusive, adhesive" "Let's incubate cockroach eggs!"

Choose 1 page of sentences or stories to read. Text/call or email Mrs. Oliva and tell her if you are ready to move on to Lesson 5.5 (808) 269-2538 or

anno@banks.k12.or.us

Paper if needed

GO

STOP

Mead.

incubate

egotist

dioxide

stipulate

strangulate

succulent

utensil

monopolize

open-minded

humanistic

humanize

monotone

patronize

amputate

accumulate

speculate

tonsillitis

molecule

kilogram

segregate

prolific

imprudent

exodus

uncanny

balcony

alfresco

document

amnesty

ebony

relinquish

agony

condensate

embassy

indolent

eloquent

redundant

absolute

dependent

pendulum

stipulate

confiscate

Astrodome

replenish

adhesive

exclusive

explosive

economic

delegate

diplomat

comedy

execute

accolade

immunize

impudent

gallantry

intrusive

occupant

inclusive

obsolete

populate

- 1 I think this product is obsolete.
- 2 The economy was strong last month.
- 3 Did James win the all-inclusive trip?
- 4 We must renovate the old shed.
- 5 I must pass this math class to graduate.
- 6 I think the opponent has had extensive help.
- 7 Jenny was impolite to her dad in the lobby of the hotel.
- 8 Itemize the bill and send them a copy.
- 9 Could Congress regulate the cost of gas?
- 10 Jake represented Tom for the big case.

- 1 Pete rented a tuxedo to go to the prom.
- 2 Did Tom panic when he shot the elastic and it hit Mr. Cahill?
- 3 Hire a consultant to evaluate this program.
- 4 Jimmy will calculate the math problems before he goes to bed.
- 5 I hope that Betsy is open-minded when we discuss this problem.
- 6 The kids did not demolish the script.
- 7 We cannot isolate Tommy from the class.
- 8 A fantastic video club will open in the spring.
- 9 Ken is in agony over his loss.
- 10 The congressman would like to rejuvenate that old mill, but it would be too expensive.

Equipment Problem

A conflict over the use of equipment became a problem at the Smith Company. The boss had neglected the problem until it became explosive. He then had to respond. At last, he did regulate the use of the equipment. He did not wish to do this, but he felt it would combat the problem.

People then had to complete a request for equipment time. This became an absolute requirement. People in the company were upset, but the boss insisted. In the end, it did help solve the conflict.

Jimmy and Betsy

Jimmy and Betsy did not have plans. They did not have company and so they were glad to just relax. Jimmy went to the video store and rented a romantic film for Betsy. They had plenty of junky refreshments.

Jimmy did not like the video. He felt that it was silly. Betsy did not evaluate it so badly. She felt that it was OK. Still, they had a fun night. It felt good to just recline and be lazy.

The Explosive Volcano

The siren blasted at nine a.m. All those native to the remote land had expected it. The destructive volcano had erupted. A plan had been made to evacuate and now there was no time left to prepare. People had to vacate their homes. Despite the plan, many did not wish to go, but they had to escape the hot, explosive lava.

Tommy Strum

The faculty at the Milton High School was quite upset with Tommy Strum. He was defiant. He was impolite to the teachers and, at times, explosive. His disrespect made the teachers want to expel him.

Tommy did not care about the content of his classes. He did not fulfill the requirements. Most times he did not even attend.

Tommy did like to violate all the rules. He disrupted his classes, and the teachers felt they could not educate him until he committed himself to school. His mom and dad were insistent that he stop his delinquent ways.

mean

rule breaker

impolite / rude



Group Jack Russel 4/27/20

Hi Parents and Kids,

Thanks for letting me know how the lessons are going. Please feel free to tell me if you are too busy and can't keep up. It's a pandemic! Life is crazy right now! We totally understand. To those who are finding ways to keep up, congratulations! Please let me know if the speed of the lessons is too slow or fast for you.

These lessons work best when they are slightly challenging but not overwhelming.

Are you participating in our Banks Reading Challenge? I heard that there is a secret surprise coming! I think it might involve eggs...and Mrs. Salter...

See Mrs. Gregg's video on your general education teacher's google classroom page.

Lots of Love and Aloha! Mrs. Oliva



Wilson 1.1 pg. 6-7

Time:10-15 minutes (Parents' choice-can be longer or shorter)

Directions: Introducing the o sound!

Day 1: Read page 6, have kids write these words on the table with their fingers
"fit, it, fat, sip, sap"

Day 2: Read page 7, write these words "rod, rot, not, nod, lap"

Day 3: On the flashcard paper provided, kids make flashcards for the words below.
Or for fun, kids can write them on the sidewalk in chalk or on the mirror in steam...or whatever you'd like.

rad, rod, rid, nit, not, Nat, on, had, at, is, the, log

Day 4: Dictate the following sentences to your child and have them write them down. "Is Nat mad at Sid?." "Sam is a fat cat." Practice reading page 7 if there is time.

Day 5: Practice the flashcards and read the sentences on page 6 and 7.

When you are done, text Mrs. Oliva! (808) 269-2538 or anno@banks.k12.or.us

i, a

fit

fig

fat

sit

sip

sat

lip

lid

lap

fit

it

Nat

map

sip

lid

rag

nip

lap

Matt had a sip.

Is Nat mad at Sid?

Sid had a nap on the mat.

a, l, o

rod

rot

rat

not

nod

nap

lot

log

lap

fog

not

lot

on

log

Rod

rot

rod

mop

It is not a rat.

Rod sat on the log.

Matt had the mop.










Pages if needed









GO

STOP

A large rectangular area with a grid of horizontal and vertical lines, resembling a page from a notebook or a form for writing. The grid consists of 20 horizontal lines and 20 vertical lines, creating a series of small squares. The grid is bounded by two vertical lines on the left and right sides, and two horizontal lines at the top and bottom. The top horizontal line is the top edge of the grid, and the bottom horizontal line is the bottom edge of the grid. The vertical lines are spaced evenly across the width of the grid.

Mead.







Group Greyhounds 4/27/20

Hi Parents and Kids,

Thanks for letting me know how the lessons are going. Please feel free to tell me if you are too busy and can't keep up. It's a pandemic! Life is crazy right now! We totally understand. To those who are finding ways to keep up, congratulations! Please let me know if the speed of the lessons is too slow or fast for you.

These lessons work best when they are slightly challenging but not overwhelming.

Are you participating in our Banks Reading Challenge? I heard that there is a secret surprise coming! I think it might involve eggs...and Mrs. Salter...

See Mrs. Gregg's video on your general education teacher's google classroom page.



Lots of Love and Aloha! Mrs. Oliva

Phonics for Reading Book 1 Lesson 26-Last lesson with these words

Time: 10-15 minutes

Directions: Day 1: Read New Sounds and Words top of pg 104 and Sight and Challenge Words pg. 105, Do Activity A pg. 104, Read Part 1 pg 105 if there's time

Day 2: Read New Sounds and Words top of pg 104 and Sight and Challenge Words pg. 105, Do Activity D pg.106, Read Part 2 pg 105 if there's time.

Day 3: Read New Sounds and Words top of pg 104 and Sight and Challenge Words pg. 105, Then practice spelling on a separate piece of paper- The words and sentence are: *when, them, that, shut, said, chum* "This is the last thin mint."

Day 4: Read New Sounds and Words top of pg 104 and Sight and Challenge Words pg. 105, Do Story 1 pg. 107, Read Part 3 pg 105 if there's time.

Day 5: Read New Sounds and Words top of pg 104 and Sight and Challenge Words pg. 105, Do Story 2 pg. 107, Read all of story pg 101. Text (email) Mrs. Oliva (808) 269-2538 or anno@banks.k12.or.us

Paper if needed

GO

STOP

Mead.

LESSON 26

A. New Words. Say each sound. Say each word.


1. wh e n ch i n th e n
2. th e m th i n sh e d
3. wh i z sh u t sh o t
4. ch u g ch u m sh u n
5. th a t ch a p th i s

Circle the word that goes with each picture.

1.  when chin then

2.  them thin shed

3.  whiz shut shot

4.  chug chum shun

5.  that chap this

Sight Words. Say the words.

said she was some very from down my put saw

Challenge Words. Say the words.


radish endless eggshell shipment basket
1 2 1 2 1 2 1 2 1 2

B. Sentences and Stories. Read each part of the story. Write the story part number under the picture that goes with each story part.

Eggs


Part 1

Tess had ten hens in a shed. Her job was to get the eggs from the nests. Tess had to bend down to get the hidden eggs. She had to fill a basket with eggs. When the basket had eggs, she went to the hut.




Part 2

In the hut, I saw Tess pack some eggs into a big box. I saw her pick up an egg and set it into the box. Tess did not chip the thin eggshell. When she shut the lid of the box, Tess said, "I will sell the eggs at the shop."



Part 3

Then I saw Tess put the box of eggs into the van. She set the box on a rack in the back of the van. Tess said, "My van is not very fast, but it will chug to the shop with no mishap. The shop will get eggs, and I will get cash."



C. Spelling. Write the words and sentence that your teacher says.

1. _____
2. _____
3. _____
4. _____
5. _____

D. Practice Activity 1. Draw a line under the sentence that goes with each picture.

1. Meg has a very thin chin.



That chap has very thin lips.

2. Tom and Tim lock the shed.



Tom shuts the lid.

3. Lin digs up a thin radish.



Lin fills the bucket with eggs.

4. That red dish has a chip.



The fish is on this dish.

5. Jeff picks up the box of rocks.



Mom picks up the tot.



Practice Activity 2. Read each story. Circle the word that best completes each sentence.

Story 1


Lin dug and dug. Lin dug in the mud. It was an endless job. She dug up a thin radish. It was the last radish. The radish will go in the bucket.

1. Lin dug in the _____. shun when mud
2. It was an _____ job. endless ship chop
3. Lin dug up a _____. shipment radish anthem
4. The radish was _____. thin chin shed
5. The radish will go in the _____. ship bucket shot

Story 2

Jeff has a task. He bends down to get rocks. He puts them in a box. Jeff picks up the big box of rocks. He sets the box in the shed. He shuts the shed. Then Jeff locks the shed.

1. Jeff has a _____. task shop mask
2. Jeff bends down to get _____. locks rocks socks
3. Jeff puts the rocks in a _____. shut ship box
4. Jeff _____ up the big box. picks hut sets
5. Jeff _____ the shed. rocks locks socks



Correct



Group Golden Retrievers 4/27/20

Hi Parents and Kids,

Thanks for letting me know how the lessons are going. Please feel free to tell me if you are too busy and can't keep up. It's a pandemic! Life is crazy right now! We totally understand. To those who are finding ways to keep up, congratulations! Please let me know if the speed of the lessons is too slow or fast for you.

These lessons work best when they are slightly challenging but not overwhelming.

Are you participating in our Banks Reading Challenge? I heard that there is a secret surprise coming! I think it might involve eggs...and Mrs. Salter...

See Mrs. Gregg's video on your general education teacher's google classroom page.

Lots of Love and Aloha! Mrs.Oliva



Phonics for Reading Book 1 Lesson 20 pages

Time: 10-15 minutes (parent's choice)

Directions: Day 1: Read New Sounds and Words top of pg 84 and Sight and Challenge Words pg. 85, Do Activity A pg. 84, Read Story 1 pg 85 if there is time

Day 2: Read New Sounds and Words top of pg 84 and Sight and Challenge Words pg. 85, Do Activity D pg. 86, Read Story 2 pg 85 if there is time

Day 3: Read New Sounds and Words top of pg 84 and Sight and Challenge Words pg. 85, Then practice spelling on a separate piece of paper- The words and sentence are: *must, bump, send, mint, desk, from "Bob got sand in his cast."*

Day 4: Read New Sounds and Words top of pg 84 and Sight and Challenge Words pg. 85, Do Activity E pg. 87, Read Story 3 pg 85 if there is time.

Day 5: Read New Sounds and Words top of pg 84 and Sight and Challenge Words pg. 85, Read all stories on pg 85. Then text Mrs. Oliva (808) 269-2538 or anno@banks.k12.or.us

Paym if needed


GO

STOP

Mead.

LESSON 20


■ New Sounds. Say the words.


nest  lamp send sent task


A. New Words. Say each sound. Say each word.

- | | | | | | | | | | |
|----|---|---|-----------|---|---|-----------|---|----|-----------|
| 1. | r | u | <u>st</u> | f | a | <u>st</u> | b | u | <u>mp</u> |
| 2. | l | e | <u>nd</u> | l | e | <u>nt</u> | m | a | <u>sk</u> |
| 3. | l | i | <u>st</u> | r | e | <u>st</u> | l | u | <u>mp</u> |
| 4. | l | o | st | m | e | nd | l | a | mp |
| 5. | h | a | nd | h | i | nt | a | sk | |


Circle the word that goes with each picture.

1.  rust fast bump

2.  lend lent mask

3.  list rest lump

4.  lost mend lamp

5.  hand hint ask

■ **Sight Words.** Say the words.

down went work put from very into of be was

■ **Challenge Words.** Say the words.

insist absent picket backrest invest
1 2 1 2 1 2 1 2 1 2

B. Sentences and Stories. Read each story. Write the story number under the picture that goes with each story.

Story 1: The Lost Rack

Pam had a red van. She lent the van to Nick. Nick hit a lump of mud. The rack fell off the top of the van. It fell into the water. The rack is lost. It will rust in the water.



Story 2: The Job

Mom is at work. She mends lamps. Mom puts tacks on the lamps. She can fix the lamps fast. Her boss will insist that Mom get rest. Mom will ask to be absent from work.



Story 3: The Mask

Rick has a big velvet mask. He put the mask on his fat cat. The cat was hidden. Jack did not see the cat's neck. Did the cat vanish?



C. Spelling. Write the words and sentence that your teacher says.

1. _____ 3. _____
2. _____ 4. _____
5. _____

D. Practice Activity 1. Fill in each blank with the best word.

lamp	mend	fast	lent	rest
rust	mask	ask	lost	list

1. Ed will _____ the rip.
2. Mom lit the gas _____.
3. The old tin can has _____.
4. I will _____ to sit on the hammock.
5. Tom _____ Bill his backpack.
6. Meg has on a big _____.
7. The bus cannot go _____.
8. Jeff _____ his mitt.
9. She sat with the _____ of the children.
10. He has a _____ of the people in his school.



E. Practice Activity 2. Draw a line under the sentence that goes with each picture.

1. The hammock had a backrest.



I can polish the lamp.

2. The red van went down the hill.



Tom can lock the red van.

3. Bill will rest on the cot.



Bill will lend Sam his backpack.

4. Jill had on a mask.



Bess has a mesh bag.

5. Nick lent Jan a tennis racket.



Nick lost the fish.

6. Mom will mend the sack.



Kim will get her neck wet.

7. The can has rust.




The mat has a lump.

8. Dad had a very big list.



Dad had a bucket of fish.



Correct



Group Cowdogs Practicing Simple 2 syllable words 4/27/20

Hi Parents and Kids,

Thanks for letting me know how the lessons are going. Please feel free to tell me if you are too busy and can't keep up. It's a pandemic! Life is crazy right now! We totally understand. To those who are finding ways to keep up, congratulations! Please let me know if the speed of the lessons is too slow or fast for you.

These lessons work best when they are slightly challenging but not overwhelming.

Are you participating in our Banks Reading Challenge? I heard that there is a secret surprise coming! I think it might involve eggs...and Mrs. Salter...

See Mrs. Gregg's video on your general education teacher's google classroom page.

Lots of Love and Aloha! Mrs. Oliva



Wilson 3.1 pgs 4-5, 18-19, 27-28

Time: 15 minutes per lesson (Parents' choice-can be longer or shorter)

Directions:

Day 1: Read top of pg. 4. Then practice spelling the following words and sentence "robin, habit, exit, finish" "Do not panic when you spell in class." Read sentences 1-5 pg 18. Read story pg. 26

Day 2: Read bottom of pg. 4. Then practice spelling the following words and sentence "picnic, tennis, muffin, public" "Combat at school is frowned upon." Read sentences 6-10 pg 18. Read story pg. 27

Day 3: These words have a tricky vowel called a schwa. It looks normal but it says u as in **Oregon** not **Oregon**. Read top of pg. 5. Then practice spelling the following words and sentence "wagon, seven, mitten, sudden" "Ray found a roach in his salad." Read sentences 1-5 pg 19. Read story top of pg. 28

Day 4: Sometimes the letter e gets tricky or lazy and says the i sound and not the e sound. Don't be fooled! Read bottom of pg. 5. Then practice spelling the following words and sentence "rocket, jacket, helmet, bucket" "Justin got a ticket for speeding in his hotrod." Read sentences 6-10 pg 19. Reread story pg. 27-read for fluency.

Day 5: Read all of page 5. Then practice spelling the following words and sentence "gallon, locket, bonnet, banquet" "It's time to get your next packet from the school." Then choose a story and read it. Next, text Mrs. Oliva and say "I'm done!" (optional of course) (808) 269-2538 or anno@banks.k12.or.us

Paper is needed

GO

STOP

Mead.

satin

punish

relish

limit

Kevin

habit

topic

tonic

robin

solid

panic

finish

cabin

exit

edit

sunfish relish cactus

nutshell

muffin

cobweb

tennis

submit

catfish

picnic

mix-up

cannot

edit

unless

combat

satin

public

shellfish

/ə/

wagon

lesson

sudden

ribbon

lemon

pollen

oxen

happen

falcon

seven

melon

funnel

gallon

mitten

salad

rocket

e = /i/

rocket

velvet

bonnet

ticket

basket

banquet

helmet

magnet

bucket

locket

jacket

pocket

packet

puppet

racket

- 1 Nelson did not get upset with Jill.
- 2 Jim went to get catnip for the tomcat.
- 3 Dad got a magnet for Malcom.
- 4 Sanchez lost his mittens and his red hat.
- 5 Jan will come as a goblin.
- 6 Kim has a brass helmet.
- 7 Did Bob get a suntan on his trip?
- 8 Greg's hotrod went into the tunnel.
- 9 Will you get the boss a napkin?
- 10 Justin must dust the cobweb off the shelf.

- 1 Kim went to the shop to finish the job.
- 2 Dennis is not in the attic closet.
- 3 Let's get a muffin and a drink.
- 4 I think that Jan will publish this script.
- 5 The child did not wish to get in the bathtub.
- 6 Bill fell but did not get upset.
- 7 Tom and Jan will go on a picnic.
- 8 The magnet is on the top shelf.
- 9 Ed and Babs went to the cabin by the pond.
- 10 We sat on the cliff at sunset.

The Best Lunch

“We cannot let Mom famish. I will get lunch for us,” said Dad. “We can have shrimp salad.”

“I will help,” said Ellen.

“Get the can of shellfish on the top shelf. Then, mix up the shrimp into a salad,” said Dad.

Ellen and her dad did fix a big lunch. They had to beckon Mom to freshen up. Ellen, Mom, and Dad had shrimp salad, plum pie, and milk.

“Thanks!” said Mom. “This is the best lunch yet.”

Mr. Russel's Plans

Mr. Russel had plans for his small shop. He had much to do before he could finish, but in the long run he would profit. Until then, he had to scrimp. He did commit himself to the plan, and did not stop at all to rest. At last, it did happen! His shop was not small - it was big!

The Slob

Tom was such a slob at the banquet. Relish fell on his linen top when he did not have a napkin on his lap. This did not upset him, but his gal, Beth, made such a fuss! She was sullen until Tom, the comic, got her to grin. Then the rest of the banquet was lots of fun.



Group Corgis 4/27/20

Hi Parents and Kids,

Thanks for letting me know how the lessons are going. Please feel free to tell me if you are too busy and can't keep up. It's a pandemic! Life is crazy right now! We totally understand. To those who are finding ways to keep up, congratulations! Please let me know if the speed of the lessons is too slow or fast for you.

These lessons work best when they are slightly challenging but not overwhelming.

Are you participating in our Banks Reading Challenge? I heard that there is a secret surprise coming! I think it might involve eggs...and Mrs. Salter...

See Mrs. Gregg's video on your general education teacher's google classroom page.

Lots of Love and Aloha! Mrs.Oliva



Not everyone has done this lesson yet. If you have done it, please do the lesson again or practice last week's lesson. The goal is mastery of these words. Text or call if you have questions or need new material.

Phonics for Reading 3 Lesson 19 Repeat Lesson. Directions:

Day 1: Read New Words and Sight words pg 76. Then practice spelling on a separate piece of paper the following words and sentence "*dodge, edge, bridge, judge, lock*" "*The ball will hit you if you do not dodge.*" Read Part 1 pg 77.

Day 2: Read Challenge Words, Word Parts and Words with Word parts pg. 76.

Then, practice spelling on a separate piece of paper- The words and sentence are: "*itch, witch, match, catch, lodge*" and "*We can eat lunch up at the lodge.*" Read Part 2 pg 77.

Day 3: Read New Words and Sight words pg 76. Then practice spelling on a separate piece of paper- The words and sentence are: *witch, chase, choke, snatch, chew,* and "*The edge of that glass dish is sharp.*" Read Part 3 pg 77.

Day 4: Read Challenge Words pg. 76 and the Review Words in this packet.

Then practice spelling on a separate piece of paper-The words and sentence are: "*catch, judge, edge, itch, from*" and "*Please patch the bike tire with a leak.*" Read Part 1 pg 77.

Day 5: Read New Words and Words with Word Parts (part D) pg 76. If there is work from last week's lesson that wasn't done, finish it today. Please re-read the entire story on page 77. The goal is to make it sound like you are talking when you read it---smooth and easy and it makes sense. Next, text/call or email Mrs. Oliva and let her know if you can do the work, or if it is too hard or too easy. (808)

269-2538 or anno@banks.k12.or.us

Paym if needed

GO

STOP

A large grid of horizontal lines with vertical tick marks, resembling a musical staff or a writing template. The grid consists of 20 horizontal lines. Between each horizontal line, there are 10 vertical tick marks. The grid is bounded by two vertical lines on the left and right sides, each consisting of two parallel lines. At the top left, there is a circular sign with the word "GO" inside. At the top right, there is an octagonal sign with the word "STOP" inside.

Meed.

LESSON 19

■ **New Sounds.** Say the words.

match bridge

A. **New Words.** Say each sound. Say each word.

1. dodge catch edge
2. sketch judge snatch
3. witch chase patch
4. itch lodge lock
5. Look out for the sharp edge of the table.
6. Tim will judge the art contest.
7. Pam put a patch on the tire that was leaking.
8. The bug bite on my hand is starting to itch.

B. **Challenge Words.** Say the words.

<u>catcher</u> 1 2	<u>hodgepodge</u> 1 2	<u>pitcher</u> 1 2	<u>outstretch</u> 1 2	<u>hatchet</u> 1 2
<u>hitchhike</u> 1 2	<u>patchwork</u> 1 2	<u>kitchen</u> 1 2	<u>underneath</u> 1 2 3	<u>referee</u> 1 2 3

C. **Word Parts.** Say the words.

provide smallest

D. **Words with Word Parts.** Say the words.

1. protect compass instant explain control promote
2. needle lowest position quickly sweetest party
3. discovery protection contraption production

E. **Sight Words.** Say the words.

only	most	does	again	sure	four
also	many	some	walk	another	hour

- F. **Passages.** Read each part of the story. Write the story part number under the picture that goes with each story part.

Baseball

Part 1

At one time or another, most boys and girls play baseball when they are growing up. Sometimes children play baseball at school, or they form teams to play after school or on weekends. People who like the game a lot can even watch baseball games on TV. Some boys grow up hoping to become a player on a team like the Cubs, the Mets, or the Dodgers. Players on these teams are paid to play baseball. Only the very best players are on these teams. The teams play each other to see which team is best.

Part 2

It takes a lot of skill and hard work to become an expert baseball player. Players must judge when to try to hit the ball that the pitcher throws. If the batter misses three times, the player is "out."


If a batter does not hit the ball, the catcher has to catch the pitched ball. This is a harder task than it may seem. Some pitchers throw the ball so fast that it may travel close to one hundred miles per hour. A catcher wears thick chest pads and a mask for protection.

Part 3

The object of a baseball game is to get as many "runs" as possible. A run is scored by a player running around the bases and crossing home plate. When a player hits a ball, the players from the other team chase and catch the ball. If a player hits the ball out of the ballpark, it is called a *home run*. If a ball hits the ground before a player can catch it, the batter runs to first base.

A batter may also get to first base by getting a "walk." This means the pitcher threw four balls that were out of reach for the batter. A pitcher who does not have good control of the ball can get his team into a jam quickly by walking too many players around the bases.

Baseball is fun to watch and fun to play. There are also other ways to enjoy baseball, as you will see.



G. **Practice Activity 1.** Read each question. Look back at the story on page 77.
Fill in each blank with the best word.

Part 1


1. What sport do most boys and girls play at one time or another?
Most boys and girls play _____ at one time or another.
2. What do some boys hope to be?
Some boys hope to become a _____ on a team.

Part 2

3. What does it take to become a baseball player on a team?
It takes a lot of _____ and hard _____.
4. What happens if the batter misses the ball three times?
The batter is _____.
5. Why is it hard for the catcher to catch some balls?
Some balls travel close to _____
miles per hour.
6. How is the catcher protected?
The catcher wears thick chest pads and a _____.

Part 3

7. What is the object of a baseball game?
The object is to get as many _____ as possible.
8. How can a batter get a "walk"?
If the pitcher throws _____ balls that are out of the batter's reach,
the batter gets a "walk."



Correct

H. Practice Activity 2. Read the story. Fill in each blank with the best word.

On a hot summer day, Jean went to the marsh to explore. As she stood next to the pond, a squeaking sound rose from the thick cattails. Without making a sound, Jean knelt down on the moist ground. Slowly she crept through the cattails on her knees. In front of Jean was a nest filled with five little wrens. Still on her knees, Jean crawled away from the wren nest.

1. Jean went to the marsh to _____.
explore squeak creep
2. A squeaking sound rose from the _____.
ground pond cattails
3. Jean knelt down on the moist _____.
ground cattails path
4. She crept through the cattails on her _____.
wrist arms knees
5. The nest was filled with five little _____.
wrongs wrecks wrens
6. Jean crawled away on her _____.
knees legs hands



Correct

I. Practice Activity 3. Fill in each blank with the better word.

1. Miss Sanchez will give the children paper. She will _____ provide
the paper. protect
2. Carla finished the task quickly. Carla worked _____ rapidly
slowly
3. Robin will tell us the details of the plan. He will _____ explain
the plan. explode
4. We will think about the plan. We will _____ control
the plan. consider
5. The red berry was very sweet. It was the _____ sweetest
berry in the bunch. smallest
6. Last night Jean unloaded the truck. The truck is _____ empty
lucky



Correct



Group Bulldogs 4/27/20

Hi Parents and Kids,

Thanks for letting me know how the lessons are going. Please feel free to tell me if you are too busy and can't keep up. It's a pandemic! Life is crazy right now! We totally understand. To those who are finding ways to keep up, congratulations! Please let me know if the speed of the lessons is too slow or fast for you.

These lessons work best when they are slightly challenging but not overwhelming.

Are you participating in our Banks Reading Challenge? I heard that there is a secret surprise coming! I think it might involve eggs...and Mrs. Salter...

See Mrs. Gregg's video on your general education teacher's google classroom page.

Lots of Love and Aloha! Mrs.Oliva



Phonics for Reading 3 Lesson 12

Time: 15 minutes Directions:

Day 1: Read New Words and Sight words pg 48. Do Activity H pg. 51, Read Part 1 pg 49 Parents need to explain what a "record store" is.

Day 2: Read Challenge Words, Word Parts and Words with Word parts pg. 48, Then practice spelling on a separate piece of paper- The words and sentence are: "flew, paws, strewn, proof, news" and "Rod blew dust off the lamp shade." Read Part 2 pg 49. Take a picture of the spelling words with your phone and send it in a text to Mrs. Oliva (Optional!)

Day 3: Read New Words and Sight words pg 48. Then read Part 1 on Page 49 and do the questions on Part 1 pg 50.

Day 4: Read Challenge Words and Word Parts and Words with Word parts pg. 48 Read Part 2 on page 49 and do the questions on Part 2 pg 50..

Day 5: Read Part 3 pg. 49 and answer questions pg. 50.

Catch up day. Do any work you haven't finished or practice reading the story on page 50 fluently.

Mrs. Oliva (808) 269-2538 or anno@banks.k12.or.us

paper if needed

GO

STOP

Mead.

LESSON 12

A. New Words. Say each sound. Say each word.

1. flew paws blew
2. new shrew proof
3. news stream drew
4. threw strewn joys
5. A black crow flew over the wheat crop.
6. The shrew hid under the bush when the cat came into the yard.
7. I had a dream that I was on the news.
8. Who threw this red brick through the window?

B. Challenge Words. Say the words.

newsstand Lewis sewer dewdrop August
1 2 1 2 1 2 1 2 1 2

newsprint frustrate classmates proofread appointment
1 2 1 2 1 2 1 2 1 2 3

C. Word Parts. Say the words.

inspect expand badly windy

D. Words with Word Parts. Say the words.

1. inform extend defeat unreal
2. snowy hardly plenty darkness
3. extinction insightful prediction unhelpful

E. Sight Words. Say the words.

find mind kind

over give told other another

through want all about many

- F. **Passages.** Read each part of the story. Write the story part number under the picture that goes with each story part.

The Newsstand

Part 1

17 After school, Kris met with Beth and Liz at the new record store. "You did it, Kris,"
said Liz. "We are so happy for you!"

25 "Thank you," said Kris. "I can't wait to start my job as a news reporter. You were
42 right, Beth. A news reporter has to *find* the news rather than waiting for it to happen. I
60 have a plan that will help me be the best news reporter the school has had."

Part 2


76 Later that week, Kris went to see Mrs. Drew at the *Daily Free News*. "Mrs. Drew," Kris
93 said, "I would like to join your news crew. I am a news reporter at school. I want to
112 report important news to my school. This is the best way to get up-to-date news."

127 "That's a smart plan," said Mrs. Drew. "I would like to have you work with my news
143 crew. But, I have another plan that may be more helpful to you." Kris's smile grew wide.

Part 3

160 Liz and Beth were jogging down Dew Street on Saturday morning when they saw Kris
175 standing in a corner newsstand. "Kris, what are you *doing*?" asked Beth.

187 "I am working for Mrs. Drew at the *Daily Free News*. I work at this newsstand selling
204 newspapers from all over each Saturday morning. Mrs. Drew said that I could read and
219 keep all the newspapers I want! You are speaking with one news reporter who will keep
235 the school newspaper up-to-date!"
239



-
-
-
-
-
-
- G. **Practice Activity 1.** Read each question. Look back at the story on page 49. Fill in each blank with the best word.

Part 1

1. Where did Kris, Liz, and Beth meet after school?
They met at the new _____.
2. What did Kris have that would make him the best reporter the school had had?
Kris had a _____ about how to be the best reporter.

Part 2

3. Who met with Kris later that week?
Kris met with _____.
4. Where was this meeting?
The meeting was at the _____
_____.
5. What did Kris want to join?
Kris wanted to join the _____.

Part 3

6. Where did Liz and Beth find Kris on Saturday morning?
They found Kris standing in a corner _____ on
_____.
7. What did Kris get to keep from the newsstand?
Kris got to keep all the _____ he wanted.
8. Why was Kris happy about working in the newsstand?
Kris was happy because he can keep the school's _____
up-to-date.



Correct

H. Practice Activity 2. Fill in each blank with the better word.

- | | |
|---|-----------------------------|
| 1. Jane got a _____ at the _____. | newsstand
newspaper |
| 2. On a hot _____ day, it is fun to go
_____. | sightseeing
August |
| 3. Liz's _____ went to the _____
at 12:00. | lunchroom
classmates |
| 4. The _____ sells hammers and
_____. | screwdrivers
salesperson |
| 5. _____ likes to eat _____
nuts and peanuts. | Lewis
cashew |
| 6. When Lewis could not _____ the top on the jar,
he got very _____. | frustrated
unscrew |

Correct

I. Practice Activity 3. Fill in each blank with the better word.

- | | |
|---|-------------------------|
| 1. Barb will take a long time to draw the hawk.
She will draw it _____. | slowly
brightly |
| 2. The crew will take the crates off the truck.
The crew will _____ the truck. | unpile
unload |
| 3. Sam is very ill. He has a throat _____. | infection
invitation |
| 4. Mr. Martin will tell the children how to do the task.
He will _____ the directions. | extend
explain |
| 5. Jan's soccer team will beat the High Kickers.
Jan's team will _____ the High Kickers. | defeat
demand |
| 6. Jane never gets to class on time. Her _____
upsets her teacher. | darkness
lateness |
| 7. After dinner, Mark cleans the plates. His _____
job is to clean the plates. | hardly
nightly |
| 8. Liz has many socks. Liz has _____ of socks. | oily
plenty |

Correct

Checking Up



Group Boxers 4/27/20

Hi Parents and Kids,

Thanks for letting me know how the lessons are going. Please feel free to tell me if you are too busy and can't keep up. It's a pandemic! Life is crazy right now! We totally understand. To those who are finding ways to keep up, congratulations! Please let me know if the speed of the lessons is too slow or fast for you.

These lessons work best when they are slightly challenging but not overwhelming.

Are you participating in our Banks Reading Challenge? I heard that there is a secret surprise coming! I think it might involve eggs...and Mrs. Salter...

See Mrs. Gregg's video on your general education teacher's google classroom page.

Lots of Love and Aloha! Mrs. Oliva



Phonics for Reading 2 Lesson 22 Arrrrrr!!!! *Pirate sounds*

Time: 15 minutes (Parents' choice)

Directions: Day 1: Read New Sounds and Words top of pg 88 and Sight and Challenge Words pg. 89, Do Activity H pg. 90, Read Part 1 pg 89

Day 2: Read Review Words pg 88 and Challenge Words pg. 89,

Then on a separate piece of paper practice spelling these words and sentence:

"scar, marsh, speed, oats, might, would" "The boat is in the marsh grass." Read Part 2 pg 89.

Day 3: Read New Words and Word Endings pg 88, Then read Part 1 on Page 89 and do the questions on Part 1 pg 91

Day 4: Read Review Words pg 88 and Sight Words pg. 89, Read Part 2 on page 89 and do the questions on Part 2 pg 91.

Day 5: Read New Sounds and Word Endings pg 88, Then Read Part 3 on page 89 and do questions on Part 3 pg. 89. Text Mrs. Oliva (808) 269-2538 or

anno@banks.k12.or.us

Payson if needed

GO

STOP

Mead.

LESSON 22

A. **New Words.** Say each sound. Say each word.

- | | | |
|-----------------|--------------|--------------|
| 1. <u>jar</u> | <u>arm</u> | <u>hard</u> |
| 2. <u>scar</u> | <u>Jay</u> | <u>speed</u> |
| 3. <u>aim</u> | <u>spark</u> | <u>art</u> |
| 4. <u>eat</u> | <u>mark</u> | <u>card</u> |
| 5. <u>marsh</u> | <u>meek</u> | <u>might</u> |
| 6. <u>yard</u> | <u>oats</u> | <u>scarf</u> |

- Fill the glass jar with water.
- Will there be a scar when the cut heals?
- Don took the canvas to art class.
- Mark your mistakes in red pen.
- This bird makes its nest in the tall marsh.
- I will plant a garden in part of the yard.

B. **Review Words.** Say the words.

- | | | |
|----------|-------|-------|
| 1. mope | mop | home |
| 2. prize | fill | file |
| 3. choke | graze | blade |
| 4. bad | fin | fine |
| 5. froze | tap | tape |

C. **Word Endings.** Say the words.

- | | | | |
|------------------|-------------------|------------------|-------------------|
| 1. <u>filed</u> | 4. <u>winning</u> | 7. <u>marked</u> | 9. <u>steamed</u> |
| 2. <u>tapped</u> | 5. <u>taped</u> | <u>marking</u> | <u>steaming</u> |
| 3. <u>choked</u> | 6. <u>aimed</u> | 8. <u>stayed</u> | 10. <u>parted</u> |
| | <u>aiming</u> | <u>staying</u> | <u>parting</u> |

D. Challenge Words. Say the words.

harmless market arctic garlic Martin garnishment
1 2 1 2 1 2 1 2 1 2 1 2 3

E. Sight Words. Say the words.

could should would been there what work where all you of after they


F. Sentences and Stories. Read each part of the story. Write the story part number under the picture that goes with each story part.

Off to the Farm

Part 1

13 As they ate the next day, Mom said, "I think we are all
27 set to go. Carl, if you take those bags into the yard, I will
lock up. Barb, you check the back gate. OK, let's get started."

39 As he was starting the car, Dad said, "It is not far to
52 the farm. We should get there by three." Then they left.




Part 2

63 While Dad drove, Barb and Carl played cards in the
73 back seat. Barb was in the lead when Dad said, "Pop's farm
85 is just past the next road."

91 When they got there, Pop came into the yard to greet them.
103 "Park the car in the barn, if you like," he said to Dad. "You all
118 look fine. I am glad to see you." He gave Barb a big hug.

132 "Let's go in."



Part 3

135 The weeks sped by. There was a lot of work to do, yet
148 they still had fun. Barb and Carl made a game of the jobs
161 they did, and they all played card games at night. Pop was
173 not as weak as he had been. After three weeks, it was time
186 to go.

188 As they drove off, Barb said, "Look at my arms and legs!
200 I just got a farm tan, not a beach tan!"
210



G. Spelling. Write the words and sentence that your teacher says.

1. _____ 3. _____
2. _____ 4. _____
5. _____

H. Practice Activity 1. Draw a line under the sentence that goes with each picture.

1. Jeff has a cut on his arm.
Jeff has a mark on his hand.



2. Beth sits in the yard.
Beth sits in the barn.



3. Jan went to the art show.
Jan played the harp.



4. Fred sent a card to Kay.
Fred filled the jar with stones.



5. The park is far away.
His home is far away.



Correc

I. Practice Activity 2. Read each question. Look back at the story on page 89. Fill in each blank with the best word.

Part 1

1. **WHAT** did Mom do?

Mom locked _____.

2. **WHAT** did Barb check?

Barb checked the back _____.

3. **WHEN** would they get to the farm?

They would get to the farm by _____.

Part 2

4. **WHERE** did Barb and Carl sit in the car?

Barb and Carl sat in the back _____.

5. **WHAT** did they do on the trip?

They played _____.

6. **WHERE** did Dad park the car?

Dad parked the car in the _____.

Part 3

7. **WHAT** did they play at night?

They played _____ games at night.

8. **WHEN** was it time to go?

It was time to go after _____ weeks.



Correct



Group Border Collies 4/27/20

Hi Parents and Kids,

Thanks for letting me know how the lessons are going. Please feel free to tell me if you are too busy and can't keep up. It's a pandemic! Life is crazy right now! We totally understand. To those who are finding ways to keep up, congratulations! Please let me know if the speed of the lessons is too slow or fast for you.

These lessons work best when they are slightly challenging but not overwhelming.

Are you participating in our Banks Reading Challenge? I heard that there is a secret surprise coming! I think it might involve eggs...and Mrs. Salter...

See Mrs. Gregg's video on your general education teacher's google classroom page.

Lots of Love and Aloha! Mrs. Oliva



Phonics for Reading 2 Lesson 8

Time: 15 minutes (Parents' choice) Directions:

Day 1: Read New Sounds and Words pg 32 and Sight Words pg 33, Do Activity H #1-3 pg. 34, Read Part 1 pg 33 if there's time

Day 2: Read Review Words and Word Endings pg. 32, Do Activity H #4-5 pg. 34, Read Part 2 pg 33 if there's time

Day 3: Read New Sounds and Words pg 32 and Sight Words pg. 33, Then practice spelling on a separate piece of paper- The words and sentence are: *coast, blown, bay, tea, rail, said "Oh no the boat has a leak!"*

Day 4: Read Review Words pg 32 and Challenge Words pg. 33, Do Story 1 pg. 35, Read Part 3 pg 33 if there's time.

Day 5: Read New Sounds and Words and Word Endings pg 32. If you have not had time to read the story on pg. 33, read it today. Then practice reading the stories on page 35. Text Mrs. Oliva (808) 269-2538 or anno@banks.k12.or.us

Copy if needed

GO

STOP

Mead.

LESSON 8

A. New Words. Say each sound. Say each word.

- | | | |
|-------------------|----------------|----------------|
| 1. <u>t</u> ow | go <u>a</u> t | lo <u>a</u> n |
| 2. <u>l</u> ean | gl <u>o</u> w | ra <u>i</u> l |
| 3. ro <u>a</u> st | ba <u>y</u> | bo <u>w</u> |
| 4. bl <u>o</u> wn | me <u>a</u> n | fl <u>o</u> at |
| 5. t <u>e</u> a | to <u>a</u> st | co <u>a</u> ch |
| 6. co <u>a</u> st | fl <u>e</u> et | th <u>r</u> ow |

7. Did she get her loan at the bank?
8. Did you see the comet glow?
9. Mom will roast the hen.
10. The wind has blown the tree down.
11. The coach will let you have the ball.
12. Is the cabin on the coast?

B. Review Words. Say the words.

- | | | |
|-----------|-------|--------|
| 1. sweet | wed | weed |
| 2. stem | cream | stream |
| 3. sprain | rain | spent |
| 4. pill | peel | plant |
| 5. team | hill | thrill |

C. Word Endings. Say the words.

- | | | | | |
|-------------------|--------------------|--------------------|-------------------|-------------------|
| 1. <u>l</u> oaned | 2. <u>f</u> loated | 3. <u>p</u> lanted | 4. <u>p</u> eeled | 5. <u>m</u> oaned |
| <u>l</u> oaning | <u>f</u> loating | <u>p</u> lanting | <u>p</u> eeling | <u>m</u> oaning |

D. Challenge Words. Say the words.

pillow
1 2

boatload
1 2

snowman
1 2

rainbow
1 2

fellow
1 2

roadway
1 2

E. Sight Words. Say the words.

all they there water are were said little you saw

F. Sentences and Stories. Read each part of the story. Write the story part number under the picture that goes with each story part.

The Boat Has a Leak

Part 1

12 The rowboat floated with a tilt. "Bail the water as fast as
25 you can, Jill! I will throw this stuff into the bay. That will
39 help us to keep floating. Lean on the rail as I throw in the
51 fish and the bait. I wish I had not slept," Matt moaned.

62 "When you think that we may sink, this bay seems very
75 big," Jill said. "Can we get back to the coast with all this
water in the rowboat?"



Part 2

79 "Let's wait and see," said Matt. "I think we can. The wind
91 has blown us a little. We seem to be floating OK. The dock
104 where we rented the boat is just past the next bend."

115 At last, they saw the boats on the dock. "There it is!"
127 Jill said. "Let's get to the rail and get off this tub!"



Part 3

139 "Well, that beats all!" said the man at the dock. "You got
151 the boat with the leak. This is the day I had plans to fix
165 that leak. Are you OK?" he asked.

172 "Yes, we are," Matt said. "It was not the day I planned,"
184 he said with a grin, "but that's OK. This will teach me not
197 to sleep on a boat. That bay seems mean when you are
209 in a boat that leaks!"
214



G. Spelling. Write the words and sentence that your teacher says.

1. _____ 3. _____

2. _____ 4. _____


5. _____

H. Practice Activity 1. Draw a line under the sentence that goes with each picture.

1. Jeff will toss a pass to his coach.
Jeff will meet his coach at school.




2. The goat eats weeds.
The goat eats tin cans.




3. Lee saw a crack in the teapot.
Lee saw a crack in the bowl.



4. A fleet of ships floats in the bay.
The tugboat tows the big ship.



5. The coast has lots of rocks.
The coast has lots of seals.



Correct

I. Practice Activity 2. Read each story. Fill in each blank with the best word.

Story 1

Liz was ill. Dad said, "Eat the toast and drink the tea, Liz. I think it will help if you eat a little. You may dream of lean roast beef, but it is best to eat toast and tea when you are ill." Liz just moaned.

1. Liz is _____ . all and ill
2. Dad has tea and _____ . roast toast coast
3. Liz dreams of lean roast _____ . leaf beef loaf
4. Liz just _____ . moaned loaned played

Story 2

The little boat chugs up to the ship. The little boat will tow the ship to the dock. Men lean on the rail to see the little boat. They see men in gray coats. They will lead the ship to the dock.

1. The little _____ chugs up to the ship. boat coat goat
2. The boat will _____ the big ship. row bow tow
3. The men have on gray _____. coats coach coast
4. The men will _____ the ship to the dock. lean leaf lead



Correct